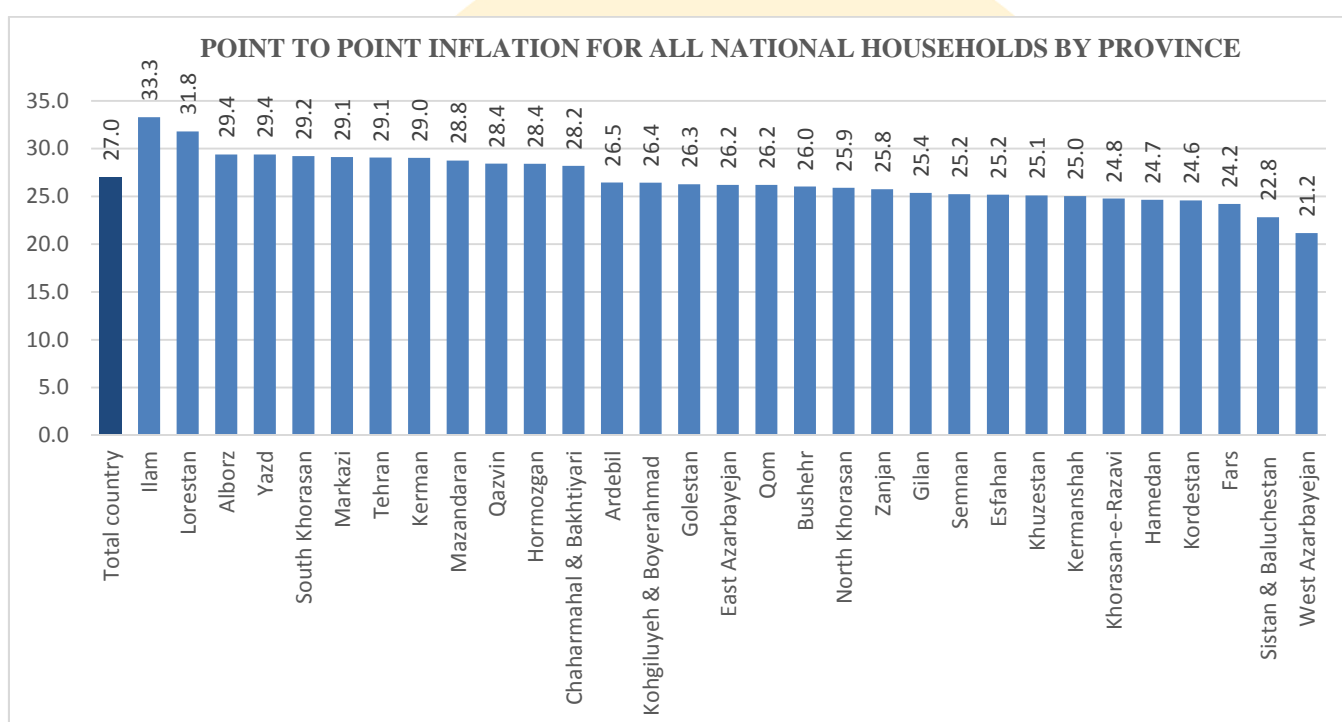


## CPI by Provinces in the Month of Aban of the Year 1398<sup>1</sup>

### All Households

In the month of Aban<sup>2</sup> of the year 1398, the national households general index (1395=100) reached 187.8 which increased by 1.6 percent compared with the previous month. In this month, the province of Kohgiluyeh & Boyerahmad saw the highest monthly inflation rate of the national households with a 2.3 percent increase and the lowest monthly inflation rate went to Semnan province with a 0.7 percent rise. Percentage change in general index for the national households was 27.0 percent in contrast to the corresponding month of the previous year (point to point inflation). The highest point to point inflation rate was for Ilam province with 33.3 percent and the lowest one was for West Azarbayejan province with 21.2 percent. The twelve-month inflation rate ending the month of Aban of the year 1398 for the national households stood at 41.1 percent. The highest twelve-month inflation rate went to Ilam province with 49.8 percent and the lowest one was for Qom province with 35.6 percent.



<sup>1</sup>- It is the Iranian year which usually begins on the day of 21 March of the Gregorian calendar. To find the corresponding year of the Gregorian calendar, add 621 or 622 (depending on the time of the year) to a [solar Hijri](#) year. For example the corresponding year of the year 1398 in the Gregorian calendar is (21 March 2019-20 March 2020).

<sup>2</sup>- **Iranian months and their equivalent in Gregorian calendar**

Farvardin (21 March-20 April)

Ordibehesht (21 April-21 May)

Khordad (22 May-21 June)

Tir (22 June-22 July)

Mordad (23 July-22 August)

Shahrivar (23 August-22 September)

Aban (23 September-22 October)

Aban (23 October-21 November)

Azar (22 November-21 December)

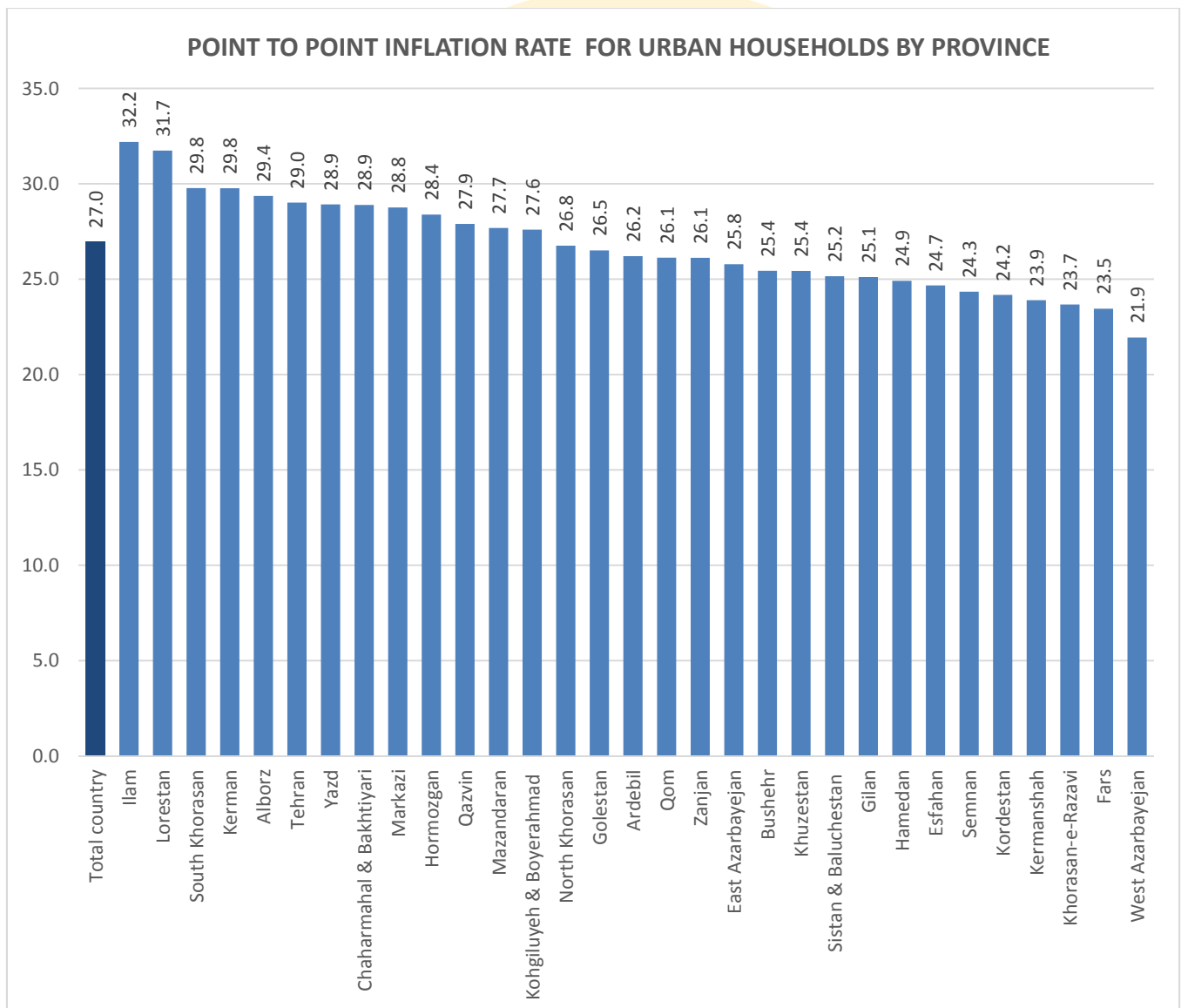
Dey (22 December-20 January)

Bahman (21 January-19 February)

Esfand (20 February-20 March)

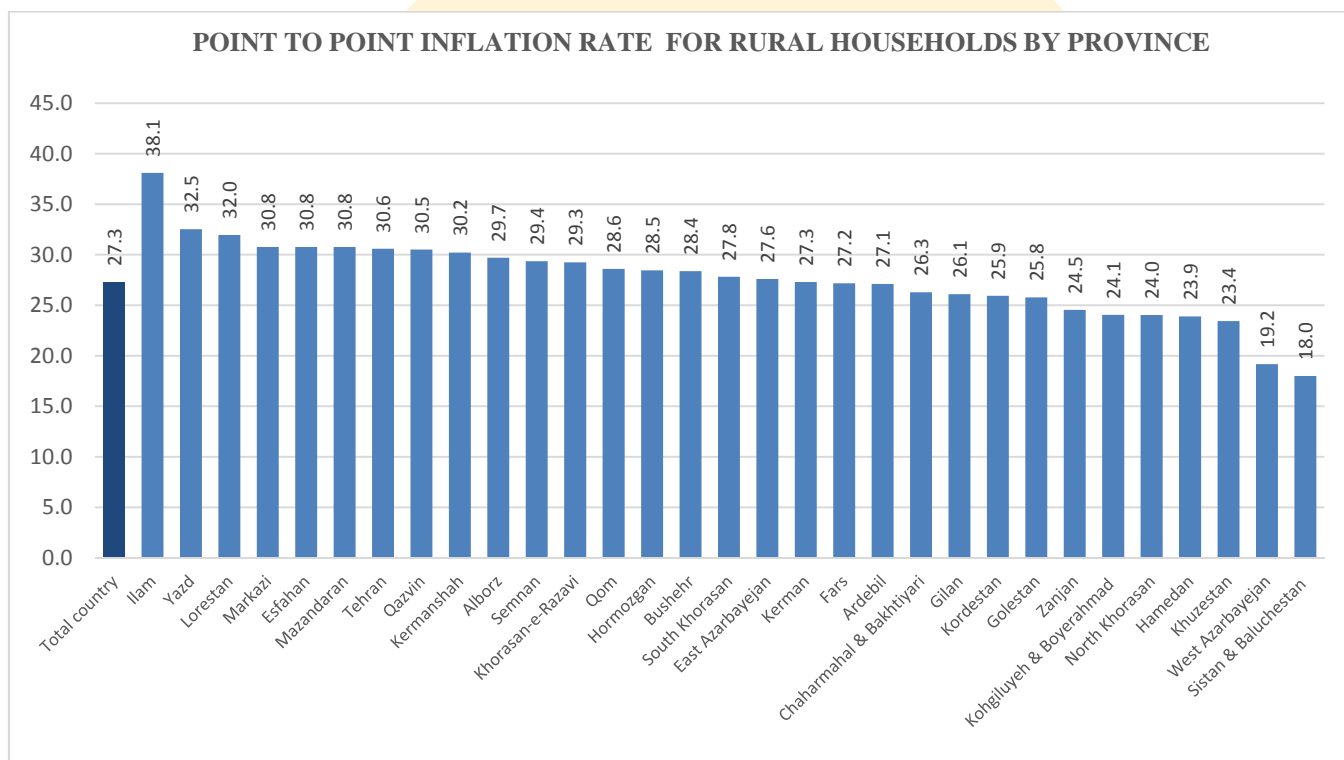
## Urban Households

Urban households general index (1395=100) reached 187.0 in the month of Aban of the year 1398 indicating a 1.5 percent rise compared with the previous month. In this month, the highest monthly inflation rate of urban households went to Golestan and Kohgiluyeh & Boyerahmad provinces with a 2.2 percent increase and the lowest monthly inflation rate was for South Khorasan province with a 0.6 percent rise. The percentage change in general index for urban households was 27.0 percent in contrast to the corresponding month of the previous year (point to point inflation). The highest point to point inflation rate was for Ilam province with 32.2 percent and the lowest one went to West Azarbayejan province with 21.9 percent. The twelve-month inflation rate ending the month of Aban of the year 1398 for urban households stood at 40.3 percent. The highest twelve-month inflation rate went to Ilam province with 49.0 percent, and the lowest one was for Fars province with 34.4 percent.



## Rural Households

Rural households general index (1395=100) stood at 192.0 in the month of Aban of the year 1398 indicating a 1.8 percent rise compared with the previous month. In this month, the highest monthly inflation rate of rural households went to Ilam province with a 3.2 percent increase and the lowest monthly inflation rate was for Bushehr province with a 0.6 percent rise. The percentage change in general index for rural households was 27.3 percent in contrast to the corresponding month of the previous year (point to point inflation). The highest point to point inflation rate of rural households was for Ilam with 38.1 percent and the lowest one went to Sistan and Baluchestan province with 18.0 percent. The twelve-month inflation rate ending the month of Aban of the year 1398 for rural households reached 45.1 percent. The highest twelve-month inflation rate went to Ilam province with 53.7 percent, and the lowest one was for Alborz and Qom provinces with 39.9 percent.



Statistical Centre of Iran

General Price Index of Goods and Services for All National Households, and Percentage Changes in Index by Province, Month: Aban Year: 1398

Base Year 1395=100

Province	General index				Food, beverages and tobacco				Non-foods items and services					
	General index	Monthly inflation	Point to point inflation	Twelve month inflation rate	Weight	Index	Monthly inflation	Point to point inflation	Twelve month inflation rate	Weight	Index	Monthly inflation	Point to point inflation	Twelve-month inflation rate
<b>Total country</b>	187.8	1.6	27.0	41.1	27.24	217.0	1.4	28.8	58.6	72.76	176.8	1.7	26.2	33.8
Markazi	190.5	1.4	29.1	44.2	31.85	223.3	1.1	32.4	61.1	68.15	175.1	1.5	27.3	35.2
Gilan	180.8	1.6	25.4	39.4	25.01	205.3	1.6	25.2	58.3	74.99	172.7	1.6	25.4	32.6
Mazandaran	186.2	1.6	28.8	41.1	29.17	210.8	1.0	30.5	57.5	70.83	176.1	1.9	27.9	33.7
East Azarbayejan	191.8	1.5	26.2	44.1	30.00	214.4	1.8	25.8	57.3	70.00	182.2	1.3	26.4	37.9
West Azarbayejan	180.8	2.1	21.2	39.0	33.06	208.0	3.5	21.3	53.6	66.94	167.3	1.3	21.1	30.9
Kermanshah	190.1	1.4	25.0	39.2	31.62	222.3	1.7	30.6	59.6	68.38	175.2	1.3	22.0	29.0
Khuzestan	185.8	1.2	25.1	43.4	33.32	217.3	0.4	26.3	59.7	66.68	170.1	1.7	24.3	34.1
Fars	176.9	1.4	24.2	36.3	27.45	214.4	0.8	27.3	56.3	72.55	162.7	1.6	22.7	27.8
Kerman	180.9	2.0	29.0	37.9	33.88	212.1	0.9	33.2	55.9	66.12	164.9	2.8	26.4	27.6
Khorasan-e-Razavi	181.6	1.7	24.8	40.4	33.45	218.9	1.4	27.4	59.5	66.55	162.8	1.9	23.1	29.4
Esfahan	179.3	1.5	25.2	37.6	24.18	217.3	0.9	29.0	58.9	75.82	167.2	1.7	23.6	30.0
Sistan & Baluchestan	187.6	1.3	22.8	44.9	43.20	213.9	0.4	24.7	58.9	56.80	167.6	2.2	21.1	33.1
Kordestan	192.8	0.8	24.6	47.5	37.16	210.0	1.6	23.5	58.4	62.84	182.7	0.2	25.3	40.4
Hamedan	188.3	1.2	24.7	39.4	31.70	206.9	0.7	24.9	54.2	68.30	179.7	1.4	24.5	32.0
Chaharmahal & Bakhtiari	203.7	2.0	28.2	47.4	37.03	231.0	1.2	28.2	63.1	62.97	187.7	2.5	28.2	37.0
Lorestan	208.1	1.1	31.8	47.9	34.63	221.0	1.6	31.2	60.1	65.37	201.3	0.8	32.1	41.1
Ilam	210.6	1.4	33.3	49.8	35.32	231.1	1.0	33.8	61.1	64.68	199.4	1.7	33.0	43.1
Kohgiluyeh & Boyerahmad	189.7	2.3	26.4	45.8	35.99	207.3	2.2	26.1	57.9	64.01	179.9	2.3	26.6	38.4
Bushehr	184.2	1.3	26.0	46.5	31.53	228.8	0.3	30.3	70.6	68.47	163.7	1.9	23.4	33.7
Zanjan	181.2	1.9	25.8	40.7	32.96	193.4	2.9	21.0	47.7	67.04	175.3	1.4	28.5	36.9
Semnan	180.6	0.7	25.2	39.3	31.81	206.6	-0.7	28.1	55.9	68.19	168.5	1.6	23.6	30.8
Yazd	186.1	0.9	29.4	42.6	31.90	223.0	-0.5	31.5	62.7	68.10	168.9	1.7	28.1	31.9
Hormozgan	183.5	2.0	28.4	37.5	28.90	233.1	2.2	31.7	60.9	71.10	163.3	1.8	26.5	26.7
Tehran	194.1	1.6	29.1	41.3	19.05	222.1	1.6	32.8	59.7	80.95	187.5	1.7	28.1	36.6
Ardebil	183.1	1.1	26.5	40.9	37.05	209.0	0.8	25.9	57.4	62.95	167.8	1.3	26.8	30.2
Qom	176.2	2.0	26.2	35.6	26.44	217.0	2.9	32.3	56.3	73.56	161.5	1.6	23.5	27.3
Qazvin	186.6	1.7	28.4	42.2	34.27	205.8	1.8	28.3	55.4	65.73	176.5	1.6	28.5	34.6
Golestan	190.7	1.9	26.3	42.0	30.21	225.1	1.1	28.7	61.5	69.79	175.8	2.4	25.0	32.7
North Khorasan	200.6	1.8	25.9	46.9	34.31	215.6	0.7	22.9	58.2	65.69	192.8	2.4	27.7	40.5
South Khorasan	199.0	0.9	29.2	48.1	36.90	216.4	0.5	28.9	59.1	63.10	188.8	1.2	29.4	41.1
Alborz	183.2	1.9	29.4	39.3	23.78	217.5	3.0	31.0	57.4	76.22	172.5	1.4	28.7	33.0

General Price Index of Goods and Services for Urban Households, and Percentage Changes in Index by Province, Month: Aban Year: 1398

Base Year 1395=100

Province	General index				Food, beverages and tobacco				Non-foods items and services					
	General index	Monthly inflation	Point to point inflation	Twelve month inflation rate	Weight	Index	Monthly inflation	Point to point inflation	Twelve month inflation rate	Weight	Index	Monthly inflation	Point to point inflation	Twelve-month inflation rate
<b>Total country</b>	187.0	1.5	27.0	40.3	25.03	218.1	1.3	29.2	59.0	74.97	176.7	1.6	26.1	33.4
Markazi	188.6	1.3	28.8	43.3	29.68	222.5	1.0	32.3	61.5	70.32	174.3	1.4	26.9	34.6
Gilan	180.4	1.4	25.1	38.4	22.06	208.8	1.0	25.0	58.9	77.94	172.4	1.6	25.1	32.1
Mazandaran	183.7	1.3	27.7	39.8	27.28	208.3	0.6	29.2	56.7	72.72	174.5	1.6	27.0	32.9
East Azarbayejan	189.6	1.4	25.8	42.7	27.20	216.2	1.6	26.1	58.1	72.80	179.6	1.3	25.6	36.3
West Azarbayejan	179.3	1.9	21.9	37.9	29.87	207.4	3.3	23.5	53.8	70.13	167.3	1.2	21.2	30.4
Kermanshah	188.2	1.3	23.9	38.1	29.49	220.6	1.3	29.6	59.5	70.51	174.6	1.3	21.1	28.5
Khuzestan	184.8	1.3	25.4	42.7	31.00	218.8	0.5	27.0	60.0	69.00	169.6	1.7	24.5	33.9
Fars	173.8	1.3	23.5	34.4	24.54	211.1	0.6	26.1	55.0	75.46	161.6	1.6	22.4	26.9
Kerman	182.1	1.9	29.8	36.9	30.59	219.4	0.7	36.0	57.8	69.41	165.6	2.6	26.4	26.6
Khorasan-e-Razavi	177.6	1.7	23.7	38.8	30.86	218.0	1.3	26.3	59.4	69.14	159.6	1.9	22.1	28.1
Esfahan	178.2	1.5	24.7	37.0	23.50	216.9	1.1	28.5	58.7	76.50	166.4	1.6	23.2	29.5
Sistan & Baluchestan	191.1	1.4	25.2	45.2	37.28	228.8	0.5	28.0	62.2	62.72	168.8	2.1	22.9	33.5
Kordestan	191.1	0.8	24.2	46.1	34.99	212.5	1.7	25.1	58.9	65.01	179.7	0.2	23.6	38.6
Hamedan	188.7	1.3	24.9	38.0	27.99	211.3	1.1	25.4	54.5	72.01	179.9	1.4	24.7	31.0
Chaharmahal & Bakhtiari	203.0	1.7	28.9	47.1	34.96	229.4	0.6	29.6	63.8	65.04	188.8	2.5	28.4	37.1
Lorestan	208.3	1.2	31.7	46.5	32.32	223.5	2.0	31.6	60.5	67.68	201.1	0.7	31.8	39.4
Ilam	210.8	1.0	32.2	49.0	33.01	232.6	-0.1	32.4	60.4	66.99	200.0	1.6	32.1	42.7
Kohgiluyeh & Boyerahmad	190.2	2.2	27.6	44.8	32.46	212.3	1.6	29.9	59.2	67.54	179.5	2.6	26.3	37.2
Bushehr	183.3	1.5	25.4	45.7	29.95	232.9	1.0	30.5	72.3	70.05	162.1	1.7	22.5	32.4
Zanjan	182.5	1.7	26.1	40.9	29.97	196.8	2.6	21.2	48.4	70.03	176.4	1.3	28.6	37.3
Semnan	179.3	0.7	24.3	38.5	30.33	209.0	-0.7	27.3	56.9	69.67	166.4	1.5	22.8	29.7
Yazd	184.4	0.8	28.9	41.8	32.04	222.2	-0.6	30.8	62.8	67.96	166.6	1.7	27.8	30.4
Hormozgan	180.5	1.8	28.4	36.4	24.30	238.5	1.8	32.0	63.8	75.70	161.8	1.8	26.7	26.1
Tehran	194.0	1.6	29.0	41.2	18.84	222.1	1.5	32.6	59.8	81.16	187.5	1.6	28.1	36.6
Ardebil	181.3	1.2	26.2	39.5	34.35	209.8	1.0	25.4	57.0	65.65	166.5	1.4	26.8	29.2
Qom	176.1	2.0	26.1	35.5	26.11	217.3	2.9	32.1	56.3	73.89	161.5	1.6	23.5	27.2
Qazvin	185.1	1.8	27.9	41.4	31.80	204.1	2.0	26.8	54.8	68.20	176.3	1.7	28.5	34.6
Golestan	190.3	2.2	26.5	41.7	27.05	229.0	1.3	30.3	63.9	72.95	175.9	2.6	24.8	32.5
North Khorasan	198.4	1.5	26.8	45.8	30.53	215.9	0.4	25.3	60.0	69.47	190.6	2.1	27.5	39.1
South Khorasan	198.4	0.6	29.8	48.2	34.71	216.8	-0.1	29.7	60.1	65.29	188.7	1.0	29.8	41.3
Alborz	183.2	1.9	29.4	39.3	23.44	217.7	3.0	30.9	57.6	76.56	172.6	1.4	28.8	33.0

General Price Index of Goods and Services for Rural Households, and Percentage Changes in Index by Province, Month: Aban Year: 1398

Base Year 1395=100

Province	General index				Food, beverages and tobacco				Non-foods items and services					
	General index	Monthly inflation	Point to point inflation	Twelve month inflation rate	Weight	Index	Monthly inflation	Point to point inflation	Twelve month inflation rate	Weight	Index	Monthly inflation	Point to point inflation	Twelve-month inflation rate
<b>Total country</b>	192.0	1.8	27.3	45.1	39.62	213.1	1.6	27.6	57.4	60.38	178.2	2.0	27.1	36.1
Markazi	199.4	1.7	30.8	48.3	42.30	226.1	1.4	32.5	59.6	57.70	179.8	2.0	29.2	38.8
Gilan	182.0	2.0	26.1	42.5	33.87	198.2	2.8	25.6	57.1	66.13	173.7	1.6	26.4	34.6
Mazandaran	191.0	2.1	30.8	43.5	32.77	214.7	1.5	32.6	58.8	67.23	179.4	2.5	29.7	35.3
East Azarbayejan	199.9	1.7	27.6	49.1	39.80	209.9	2.3	25.0	55.3	60.20	193.2	1.3	29.6	44.7
West Azarbayejan	185.0	2.7	19.2	41.9	41.77	209.2	3.9	17.4	53.2	58.23	167.6	1.6	20.8	32.3
Kermanshah	198.9	2.1	30.2	44.0	41.41	227.9	3.0	34.2	59.9	58.59	178.4	1.3	26.8	31.6
Khuzestan	191.1	0.9	23.4	46.9	45.60	212.1	-0.1	23.8	58.8	54.40	173.4	2.0	23.1	35.7
Fars	189.7	1.8	27.2	44.0	39.33	222.6	1.3	30.4	59.8	60.67	168.4	2.1	24.5	32.3
Kerman	178.1	2.4	27.3	40.2	41.71	199.5	1.4	28.2	52.4	58.29	162.9	3.4	26.6	30.6
Khorasan-e-Razavi	198.9	2.0	29.3	47.2	44.72	221.6	1.8	30.7	59.7	55.28	180.4	2.1	27.9	36.0
Esfahan	191.7	1.3	30.8	44.8	31.92	220.5	-0.2	33.5	60.6	68.08	178.2	2.2	29.2	36.4
Sistan & Baluchestan	180.4	1.1	18.0	44.4	55.40	193.4	0.3	19.5	53.8	44.60	164.3	2.4	15.8	32.0
Kordestan	198.6	0.7	25.9	52.1	44.55	203.5	1.2	19.3	57.2	55.45	194.7	0.3	32.2	47.7
Hamedan	187.0	0.7	23.9	43.6	42.56	198.3	-0.1	24.0	53.7	57.44	178.6	1.3	23.8	35.6
Chaharmahal & Bakhtiari	205.7	2.6	26.3	48.2	42.84	234.4	2.8	25.0	61.4	57.16	184.2	2.4	27.5	36.6
Lorestan	207.5	1.1	32.0	52.1	41.26	215.5	0.8	30.5	59.3	58.74	201.9	1.3	33.1	46.6
Ilam	209.9	3.2	38.1	53.7	44.98	226.5	4.6	38.4	63.4	55.02	196.4	2.0	37.8	45.1
Kohgiluyeh & Boyerahmad	188.9	2.3	24.1	47.9	43.38	199.4	3.4	20.3	55.8	56.62	180.7	1.4	27.4	41.3
Bushehr	187.7	0.6	28.4	49.9	37.71	216.0	-2.0	29.5	65.1	62.29	170.6	2.7	27.5	39.3
Zanjan	177.1	2.8	24.5	40.0	42.65	185.6	3.7	20.4	46.1	57.35	170.8	2.1	28.1	35.0
Semnan	186.5	0.9	29.4	42.9	38.74	197.8	-0.5	31.5	52.3	61.26	179.4	1.9	27.9	36.7
Yazd	198.5	1.3	32.5	48.7	30.92	228.8	0.2	36.9	62.1	69.08	184.9	1.9	30.2	41.9
Hormozgan	190.4	2.4	28.5	40.2	39.64	225.4	3.0	31.3	56.5	60.36	167.5	1.9	26.0	28.4
Tehran	196.4	2.5	30.6	42.6	26.74	223.8	2.4	36.6	58.4	73.26	186.4	2.6	28.1	36.4
Ardebil	188.0	0.8	27.1	44.9	44.68	207.4	0.3	27.2	58.0	55.32	172.3	1.3	27.0	33.3
Qom	179.7	2.7	28.6	39.9	38.45	208.5	3.3	36.1	56.5	61.55	161.6	2.3	23.1	28.6
Qazvin	192.2	1.3	30.5	45.2	44.04	210.6	1.3	32.5	57.0	55.96	177.7	1.3	28.7	35.0
Golestan	191.7	1.5	25.8	42.9	36.83	219.2	0.7	26.2	57.8	63.17	175.6	2.1	25.4	33.1
North Khorasan	206.0	2.3	24.0	49.4	43.15	215.2	1.3	19.1	55.3	56.85	199.0	3.2	28.4	44.5
South Khorasan	200.4	1.7	27.8	47.7	42.47	215.6	1.8	27.3	56.9	57.53	189.1	1.6	28.2	40.3
Alborz	183.8	1.9	29.7	39.9	29.93	214.9	2.9	33.4	54.0	70.07	170.6	1.4	27.8	33.0



General Price Index of Goods and Services for All National Households by Province and Main Groups

Month: Aban, Year: 1398

Base Year:1395=100

Province Main groups	Foods and beverages	Tobacco	Clothing and footwear	Housing, water, electricity, gas and other fuels	Furnishings, household equipment and routine household maintenance	Health & medical services	Transport	Communication	Recreation and culture	Education	Restaurants and hotels	Miscellaneous goods and services
<b>Total country</b>	215.6	279.3	203.8	163.3	231.3	163.3	190.2	145.1	231.0	171.2	187.0	202.1
Markazi	220.3	313.1	190.8	145.0	240.5	164.7	203.4	136.4	227.2	158.0	204.0	202.0
Gilan	202.4	304.2	192.5	148.8	243.2	161.9	188.0	160.3	208.4	171.7	185.3	202.9
Mazandaran	209.7	265.3	192.4	149.2	230.4	172.5	203.6	148.2	222.4	185.0	192.1	198.3
East Azarbayejan	212.8	261.5	227.7	142.7	270.7	180.6	200.0	133.1	238.2	161.0	189.2	219.6
West Azarbayejan	205.6	277.8	220.7	135.2	241.9	181.3	178.1	142.9	237.0	177.4	178.2	191.8
Kermanshah	220.5	290.5	207.3	156.7	234.6	153.0	178.4	134.4	223.9	158.4	212.4	234.6
Khuzestan	215.8	286.7	193.9	141.4	221.0	165.5	199.0	152.7	207.7	169.8	176.6	199.4
Fars	211.9	338.9	191.0	147.6	214.7	148.0	179.8	155.0	186.8	160.8	180.1	184.2
Kerman	211.2	270.9	180.7	145.1	223.9	180.1	172.1	141.6	206.5	178.7	212.8	196.0
Khorasan-e-Razavi	218.2	283.0	216.8	138.2	238.1	158.5	169.7	143.8	230.6	173.0	195.4	204.3
Esfahan	215.1	313.4	196.2	140.5	239.6	172.0	172.4	145.8	255.3	167.8	208.7	198.5
Sistan & Baluchestan	213.1	263.4	201.9	145.0	192.1	145.9	202.8	141.8	194.5	121.0	174.4	178.7
Kordestan	208.3	261.9	238.0	145.4	251.5	163.0	179.7	147.3	250.6	159.2	193.2	241.0
Hamedan	204.5	266.6	212.6	160.8	244.9	147.6	186.7	161.5	224.1	167.6	230.4	183.6
Chaharmahal&Bakhtiyari	226.1	360.0	192.5	178.0	222.5	163.3	187.3	173.3	213.4	165.6	199.8	212.3
Lorestan	219.7	267.5	218.0	204.8	264.0	160.9	172.3	146.9	223.6	167.9	231.9	195.6
Ilam	230.6	285.7	227.4	168.5	267.9	187.2	193.3	165.2	279.3	169.0	215.3	233.8
Kohgiluyeh &Boyerahmad	207.1	267.1	197.2	156.5	228.6	144.3	171.2	148.4	234.4	161.6	181.2	208.4
Bushehr	228.5	259.0	194.7	138.1	240.5	155.9	182.2	136.3	216.2	160.5	196.5	211.7
Zanjan	191.2	277.9	213.4	150.2	223.1	163.5	186.7	127.5	232.6	169.1	197.7	200.7
Semnan	205.8	320.3	197.1	149.2	235.7	177.2	177.4	143.8	180.1	148.7	191.2	192.4
Yazd	220.8	329.5	211.3	143.2	268.4	161.4	174.1	139.2	256.2	180.4	208.7	202.2
Hormozgan	232.4	295.3	191.3	142.8	224.8	160.4	171.2	141.1	224.3	158.2	175.9	196.2
Tehran	221.7	241.4	200.4	187.7	208.6	159.8	201.4	144.0	240.7	175.5	173.3	201.0
Ardebil	207.0	265.8	177.6	149.7	224.6	157.3	168.4	136.2	213.0	164.4	194.9	196.7
Qom	216.0	270.0	186.7	146.0	206.0	144.0	179.3	150.4	207.8	183.6	178.3	185.3
Qazvin	203.3	296.3	192.4	150.6	254.0	162.2	191.0	138.2	257.2	168.7	201.7	216.9
Golestan	223.8	270.9	211.9	150.5	269.2	151.7	186.8	141.0	264.8	172.8	208.9	217.9
North Khorasan	212.0	341.2	252.7	156.5	272.9	179.6	200.6	145.2	236.0	191.2	196.8	219.4
South Khorasan	216.3	291.0	246.3	146.5	242.4	173.5	182.3	149.8	228.9	160.0	192.6	211.9
Alborz	216.6	260.1	192.9	160.2	219.9	170.2	196.9	125.8	249.6	174.1	181.9	200.7

Point-to-Point Inflation of Goods and Services for All National Households by Province and Main Groups

Month: Aban, Year: 1398

Base Year:1395=100

Province \ Main groups	Foods and beverages	Tobacco	Clothing and footwear	Housing, water, electricity, gas and other fuels	Furnishings, household equipment and routine household maintenance	Health & medical services	Transport	Communication	Recreation and culture	Education	Restaurants and hotels	Miscellaneous goods and services
<b>Total country</b>	29.8	1.5	36.1	23.5	35.6	24.2	33.4	1.7	30.2	22.3	36.4	24.9
Markazi	34.4	0.4	34.3	23.2	37.2	20.7	36.4	-2.3	31.9	13.3	40.3	30.1
Gilan	27.0	-5.2	36.8	18.5	40.5	24.8	34.9	1.4	30.5	21.1	41.0	22.3
Mazandaran	31.6	-1.9	35.1	22.6	40.6	27.5	38.8	2.4	40.3	20.7	32.0	23.5
East Azarbayejan	27.2	-0.3	37.7	17.4	35.8	31.1	35.5	2.2	24.1	16.1	35.3	25.6
West Azarbayejan	22.5	0.1	31.2	15.5	28.6	20.6	29.9	-1.3	23.7	26.4	29.3	23.0
Kermanshah	31.6	7.9	31.1	18.8	38.2	18.9	30.5	0.9	33.6	12.9	40.8	14.8
Khuzestan	27.3	-0.2	34.1	17.6	32.0	25.7	37.0	0.0	25.7	18.9	31.9	23.3
Fars	27.9	11.2	32.1	19.1	31.5	20.9	30.1	5.6	26.3	20.5	34.3	24.8
Kerman	34.0	5.4	29.3	24.7	33.5	30.4	31.2	1.4	37.2	27.8	49.0	25.6
Khorasan-e-Razavi	27.8	3.1	46.9	13.7	38.3	23.3	28.6	1.7	36.0	23.7	45.2	34.0
Esfahan	29.8	10.9	36.9	17.2	40.5	29.4	26.6	-0.4	28.0	17.2	41.6	24.7
Sistan & Baluchestan	25.2	4.6	14.7	26.0	18.8	12.7	29.5	0.2	13.7	3.0	17.3	12.9
Kordestan	24.3	7.5	38.2	20.4	37.2	22.8	31.0	1.0	28.2	17.5	38.7	18.4
Hamedan	26.7	-1.7	31.8	24.2	28.7	18.6	32.3	-3.5	13.9	18.0	51.5	23.0
Chaharmahal&Bakhtiyari	30.5	-1.7	35.2	26.9	37.2	25.3	32.8	3.4	22.8	9.0	42.8	30.5
Lorestan	32.6	0.7	43.5	33.7	41.5	20.9	30.1	0.7	26.5	20.4	53.5	27.9
Ilam	34.2	7.1	45.3	24.2	49.6	29.0	32.2	5.0	55.5	24.7	50.7	34.4
Kohgiluyeh & Boyerahmad	26.3	-2.0	33.4	22.7	31.4	12.4	30.8	-0.2	36.2	23.3	36.7	22.5
Bushehr	30.6	7.5	36.4	16.8	39.0	28.0	34.1	1.9	17.4	19.4	36.1	25.6
Zanjan	21.5	9.0	38.5	25.7	33.7	19.3	35.7	1.5	38.6	19.3	42.5	28.2
Semnan	28.6	-0.6	37.5	20.7	36.3	25.4	27.0	-0.7	18.9	15.4	36.0	23.9
Yazd	32.6	4.2	48.3	21.4	52.5	28.9	31.2	0.1	36.8	34.8	49.4	23.8
Hormozgan	32.2	8.9	40.5	20.9	41.0	31.4	32.6	2.0	38.0	13.1	31.5	29.0
Tehran	33.8	-1.3	35.7	28.0	32.4	21.4	35.7	3.7	31.6	26.4	31.6	24.5
Ardebil	27.6	-2.3	28.9	23.2	36.8	22.7	33.5	0.3	35.4	22.2	45.0	25.8
Qom	33.0	6.0	28.1	23.9	28.4	19.2	29.6	2.0	21.0	21.8	34.7	21.3
Qazvin	30.1	-4.5	41.1	23.9	40.6	27.8	33.7	-0.7	41.5	22.2	45.4	21.3
Golestan	30.0	-0.8	44.2	16.1	41.3	22.3	31.0	-3.1	44.6	18.6	44.7	28.9
North Khorasan	24.2	0.5	44.3	20.4	39.1	22.6	32.8	-1.2	35.7	20.7	42.1	25.8
South Khorasan	29.0	2.5	45.9	22.1	35.7	27.7	28.1	0.5	32.5	21.6	43.5	27.8
Alborz	32.3	-4.5	36.0	27.1	32.6	28.7	35.2	0.6	38.3	33.4	29.1	30.5



Annual Inflation of Goods and Services for All National Households by Province and Main Groups

Month: Aban, Year: 1398

Base Year:1395=100

Province \ Main groups	Foods and beverages	Tobacco	Clothing and footwear	Housing, water, electricity, gas and other fuels	Furnishings, household equipment and routine household maintenance	Health & medical services	Transport	Communication	Recreation and culture	Education	Restaurants and hotels	Miscellaneous goods and services
<b>Total country</b>	58.5	64.9	50.7	24.1	66.4	26.2	44.4	27.0	60.1	22.3	42.4	46.9
Markazi	60.9	65.1	42.9	19.5	69.4	23.2	49.0	22.3	58.6	15.7	51.0	49.5
Gilan	57.8	70.2	48.6	16.6	72.5	24.1	46.6	31.2	50.9	16.7	48.5	46.9
Mazandaran	57.6	55.3	43.7	20.6	65.9	24.0	45.3	28.9	55.1	21.9	40.8	44.8
East Azarbayejan	57.5	53.2	58.9	16.7	81.1	33.8	50.8	20.0	63.6	14.5	45.9	51.9
West Azarbayejan	53.2	63.1	57.3	15.5	68.7	26.1	35.0	23.8	61.3	20.4	38.3	39.3
Kermanshah	59.2	70.9	45.2	15.9	61.0	21.6	35.3	19.3	55.6	20.0	53.8	52.9
Khuzestan	59.4	73.2	47.3	18.3	65.9	24.6	52.0	31.7	52.4	16.2	40.0	52.0
Fars	55.4	91.4	42.3	17.0	58.9	22.8	40.2	33.7	41.0	14.5	41.5	41.1
Kerman	55.7	65.4	36.1	17.2	60.0	31.1	31.9	26.3	43.6	19.7	52.5	40.0
Khorasan-e-Razavi	59.4	67.7	57.4	15.0	69.1	28.8	36.1	20.9	61.1	21.5	49.5	51.2
Esfahan	58.3	76.6	46.6	15.4	67.7	30.7	33.2	28.1	67.0	21.3	49.9	42.2
Sistan & Baluchestan	58.5	77.1	49.8	18.7	49.1	19.4	52.6	27.2	44.9	10.4	33.9	38.4
Kordestan	58.1	67.3	64.3	22.8	75.9	25.0	39.8	23.5	69.6	17.1	45.5	59.4
Hamedan	54.0	59.6	51.1	18.0	70.4	15.1	39.3	24.6	51.1	22.4	60.8	34.8
Chaharmahal&Bakhtiyari	62.1	81.5	44.3	23.8	60.2	26.4	41.5	38.8	53.8	19.7	44.2	50.6
Lorestan	60.0	65.2	62.1	31.3	84.9	24.0	30.9	30.9	59.0	26.6	69.2	48.4
Ilam	60.9	82.3	56.5	22.4	84.7	32.9	47.2	35.9	79.1	17.4	54.1	61.0
Kohgiluyeh & Boyerahmad	57.8	60.8	47.1	19.4	70.2	24.8	36.3	32.9	63.9	21.5	41.6	54.0
Bushehr	70.7	69.1	59.3	18.1	83.0	26.9	43.6	24.1	59.9	16.3	50.4	55.5
Zanjan	47.1	67.7	56.2	25.7	62.8	23.4	41.1	18.2	62.3	16.4	44.1	48.0
Semnan	55.8	73.4	55.2	21.6	69.2	26.7	35.4	20.1	34.8	10.7	38.7	37.4
Yazd	62.4	71.6	60.9	15.5	92.4	26.9	37.1	23.9	69.9	26.8	53.3	43.9
Hormozgan	60.6	80.6	38.8	13.4	61.1	26.2	33.4	25.5	50.9	20.8	37.7	44.8
Tehran	59.9	52.4	51.6	32.5	56.3	26.2	50.0	28.9	64.8	28.9	34.8	46.5
Ardebil	57.2	60.1	38.3	18.1	65.6	23.5	33.5	18.4	51.1	13.9	41.8	44.7
Qom	56.1	66.9	40.0	18.3	50.3	18.2	36.9	27.4	51.9	21.9	37.4	39.2
Qazvin	55.3	57.0	48.1	18.9	74.0	22.6	46.6	19.7	73.4	14.6	52.0	48.8
Golestan	61.6	59.4	52.0	15.9	84.4	19.8	42.2	24.6	73.8	23.5	46.5	56.9
North Khorasan	57.6	70.3	72.1	18.4	83.6	30.0	46.6	27.2	65.9	22.4	53.3	54.1
South Khorasan	59.0	71.5	70.9	16.6	73.4	29.7	34.7	29.7	59.8	18.9	46.1	49.2
Alborz	57.4	55.4	48.6	24.9	60.2	28.0	50.7	18.1	67.5	22.1	37.5	47.3

**Contact information:**

For more information on national CPI in current month, time series of CPI for national households and time series of national CPI for expenditure deciles, please visit: [www.amar.org.ir](http://www.amar.org.ir)

**Address:**

Statistical Centre of Iran

No. 1, corner of Rahee Moayeri St., Dr. Fatemi Ave., Tehran 1414663111, I. R. Iran

Tel: +98 21 88958189

Email: [int@sci.org.ir](mailto:int@sci.org.ir)

The release of the report for the Month of Azar, the year 1398: January 2020



# Statistical Centre of Iran